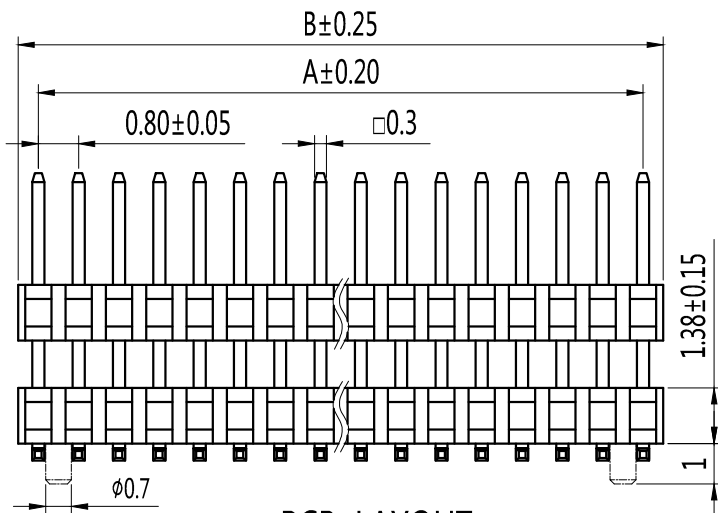
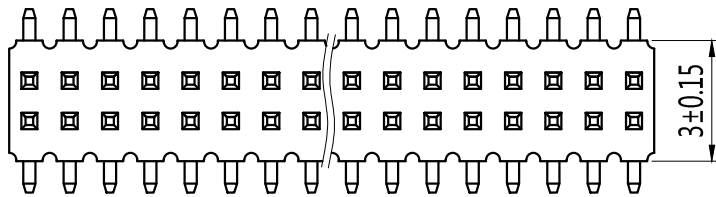

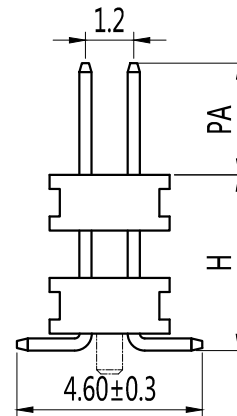
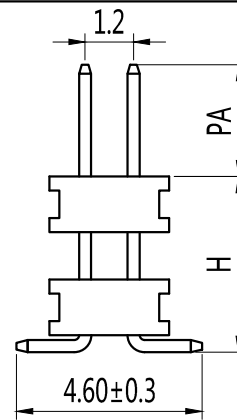



Pin数	尺寸A	尺寸B
2	0.8	1.6
3	1.6	2.4
4	2.4	3.2
5	3.2	4.0
6	4.0	4.8
7	4.8	5.6
8	5.6	6.4
9	6.4	7.2
10	7.2	8.0
11	8.0	8.8
12	8.8	9.6
13	9.6	10.4
14	10.4	11.2
15	11.2	12.0
16	12.0	12.8
17	12.8	13.6
18	13.6	14.4
19	14.4	15.2
20	15.2	16.0
21	16.0	16.8
22	16.8	17.6
23	17.6	18.4
24	18.4	19.2
25	19.2	20.0
26	20.0	20.8
27	20.8	21.6
28	21.6	22.4
29	22.4	23.2
30	23.2	24.0
31	24.0	24.8
32	24.8	25.6
33	25.6	26.4
34	26.4	27.2
35	27.2	28.0
36	28.0	28.8
37	28.8	29.6
38	29.6	30.4
39	30.4	31.2
40	31.2	32.0
41	32.0	32.8
42	32.8	33.6
43	33.6	34.4
44	34.4	35.2
45	35.2	36.0
46	36.0	36.8
47	36.8	37.6
48	37.6	38.4
49	38.4	39.2
50	39.2	40.0



PCB LAYOUT



技术规范:

额定电流: 0.75AMP

适用温度: -40°Cto+105°C

接触电阻: 30mΩ Max

绝缘电阻: 1000MΩ Min

耐电压: AC 500V

绝缘材料: Polyester (UL94V-0)

Standard:PA-6T

端子材质: Brass

电镀规范: Au or Sn Over 50u" Ni

P a-10-1-2-5p-a-a-s-0

排针系列	间距	塑高	双塑	单排	PIN位	电镀	材质	角度	备注
	a-0.8mm	1.0-10	1-单塑	1-单排	1~40P/50P	A-1u"	A-PBT	S=180°	0-3.0
	b-1.0mm	1.5-15	2-双塑	2-双排	2~40/50P	B-3u"	B-PA46	R=90°	1-3.0/6.0(双塑)
	c-1.27mm	1.6-16	3-三塑	3-三排	3~40/50P	C-5u"	C-PA6T	M=SMT	2-3.0/3.0(双塑)
	d-2.0mm	1.7-17		4-四排	4~40/50P	D-10u"	D-PA9T	Z=Z型	3-2.8/4.0(双塑)
	e-2.5mm	2.0-20				E-15u"	E-LCP	Y=135°	4-2.6/3.5(双塑)
	f-2.54mm	2.54-25				F-30u"		L=卧式SMT	其它另做说明
	g-3.96mm					S-镀锡			
	h-5.08mm					H-半金锡			

TOLERANCE:

X. ±XXX

.X ±0.20

.XX ±0.10

ANG.



上海狮拓电子科技有限公司

产品名稱:

产品料號:

THIRD ANGLE PROJECTION



姓名 _____
日期 _____
審核 _____
日期 _____

客户确认

承認 _____ 日期 _____

駁回 _____ 日期 _____

0.8×1.2mm双排针, 双塑, SMT, 塑高1.38mm
Spec:0.8×1.2mm Board Spacer, Dual Row, SMT
Positions: 2×5~2×50
Plastics Height: 1.38mm